







# 2025 MAG Junior Victorian Championships

## Meet Results

Oct 18-19, 2025

Judge's Signatures

Rank	Num	Name	Gym							AA
1	3003	Oliver Neil	BTY	9.150	9.800	9.500	9.100	9.850	10.100	57.500
				4	1	3T	5	1	1	1
2	3005	Zian Tan	BTY	9.750	8.600	9.750	9.000	9.250	9.850	56.200
				1T	6T	1T	9T	4	2	2
3	3001	Andrew Goode	BTY	9.550	6.700	9.750	9.200	9.800	9.750	54.750
				2	13T	1T	3T	2	3	3
4	3004	Rian Chan	BTY	8.450	9.350	9.200	9.075	9.650	8.750	54.475
				8T	2	4T	6	3	5	4
5	3015	Cassidy Oosthuizen-Walker	KNO	9.350	8.750	9.200	9.150	9.200	8.300	53.950
				3	4T	4T	4	5	9T	5
6	3002	Elijah Parker	BTY	8.000	8.750	9.700	8.850	8.900	8.350	52.550
				12	4T	2	11	6T	8T	6
7	3016	Ray Gao	KNO	8.900	9.100	8.200	9.200	8.300	8.350	52.050
				5	3	10T	3T	11	8T	7
8	3013	Eytan Abramzon	GYG	8.600	8.650	9.500	9.225	8.900	7.150	52.025
				6	5	3T	2	6T	15	8
9	3019	Teddy Graham	MAC	9.750	5.500	9.150	9.000	8.650	8.700	50.750
				1T	16T	5	9T	7	6	9
10	3011	Aryan Nagarsheth	GUN	7.650	8.200	7.500	8.800	8.900	8.950	50.000
				13	7	14T	12	6T	4	10
11	3010	Nathaniel Tan	EGC	8.500	7.350	8.900	8.975	8.400	7.850	49.975
				7	9	6T	10T	9T	11T	11
12	3017	Edwin Lewinsohn	MAC	8.300	7.100	8.900	8.650	8.200	8.650	49.800
				10	12T	6T	14T	12	7	12
13	3021	Thomas Dahlenburg	PIT	8.350	7.950	8.700	9.275	8.000	7.050	49.325
				9T	8T	7	1	13T	16	13
14	3018	Rex Mason-Warburton	MAC	7.450	7.250	9.500	8.650	8.350	8.100	49.300
				15	10	3T	14T	10	10	14
15	3020	Sonny Boustead	PIT	8.450	7.100	8.000	8.975	8.500	7.850	48.875
				8T	12T	11	10T	8	11T	15
16	3012	Emmett Everton	GYG	8.150	8.600	7.500	8.275	8.400	7.800	48.725
				11T	6T	14T	18	9T	12	16
17	3009	Michael Hopkinson	EGC	8.350	6.700	8.400	8.400	8.000	7.000	46.850
				9T	13T	9	17T	13T	17T	17
18	3008	James Stodden	EGC	7.500	7.950	7.600	8.775	7.100	7.500	46.425
				14	8T	13T	13	17	13	18
19	3014	Lewis McIntosh	GYG	8.150	5.500	7.800	9.025	7.350	7.850	45.675
				11T	16T	12	8	16	11T	19
20	3000	Archer Tinson	BGS	6.800	6.200	8.450	9.050	8.000	6.900	45.400
				16	14	8	7	13T	18	20
21	3006	Beni Lawrie	EGC	6.500	5.750	8.200	8.625	7.900	8.300	45.275
				18	15	10T	15	14	9T	21
22	3007	Evan Mannfolk	EGC	5.800	7.150	7.600	8.400	7.450	7.450	43.850
				19	11	13T	17T	15	14	22
23	2555	Kai Renzi	MAC	6.750	5.500	6.650	8.600	6.500	7.000	41.000
				17	16T	15	16	18	17T	23